

Dot

B&T



Dot

Chair, Bar

Indoor

Dot

Chair, Bar

Indoor





Dot

Chair, Bar

Dot

Focusing on the training and seminar rooms of companies and social areas like cafes and restaurants, Dot stands out as a chair series with functional solutions in a minimal form.

Indoor

Dot's seat shell is wood veneered plywood. While the front legs lean perpendicular to the floor, the back legs have an angular line inclined outwards.



Designer



Alp Nuhoğlu

Dot

Chair, Bar

Indoor





Dot

Chair, Bar

Indoor



Having an optional armrest in its four-legged alternative, the seat can be a wood shell or an upholstered one, according to the user's choice.



Following a fluid line, the back of the shell finalises with an oval cut. Integrating a cushion on the backrest not only provides comfortable back support for the user, but it also reveals an iconic look in adding this detail



Dot

Chair, Bar

Indoor



Dot

Chair, Bar

Indoor



Dot

Chair, Bar

Indoor

Finish Options

A rich range of material choices is provided for Dot series to create the best match within interior style.
All colours in B&T Design’s metal coating and wood catalogues are available for metal and wood surfaces of the series.

Metal Finishes

Electrostatic Powder Coating



White
RAL 9016



Silk Grey
RAL 7044



Precious Sand



Taupe
G 876



Nordic Lichen



Green Grey
RAL 7009



Cement Grey
RAL 7033



Beige Red
RAL 3012



Terracotta
RAL 8004



Pale Brown
RAL 8025



Black Red
RAL 3007



Grey
G 458



Anthracite
RAL 7016



Black
RAL 9005

Wood Finishes



White
RAL 110-1
[Ash]



Natural
[Ash]



Silk Grey
RAL 7044
[Ash]



Taupe
G 876
[Ash]



Smoke Grey
[Ash]



Cement Grey
RAL 7033
[Ash]



Green Grey
RAL 7009
[Ash]



Nordic Lichen
[Ash]



Beige Red
RAL 3012
[Ash]



Terracotta
RAL 8004
[Ash]



Precious Sand
[Ash]



Light Brown
[Ash]



Pale Brown
RAL 8025
[Ash]



Dark Brown
[Ash]



Black Red
RAL 3007
[Ash]



Walnut
[Ash]



Grey
G 458
[Ash]



Anthracite
RAL 7016
[Ash]



Black
RAL 9005
[Ash]

Upholstery

Fabric, Leather, Artical Leather.
COM and COL options are also available.

textile fabric yardage (mt)	0,6
real leather square meter (m²)	1

More options are downloable
in the catalogues

MATERIAL CATALOGUE

↓

FABRIC & LEATHER CATALOGUE

↓

Models of Product

The neat geometrical element of its design unveils a compelling statement and harmonizing different textures of wood surface, metal legs, and upholstered fabric.

BAR



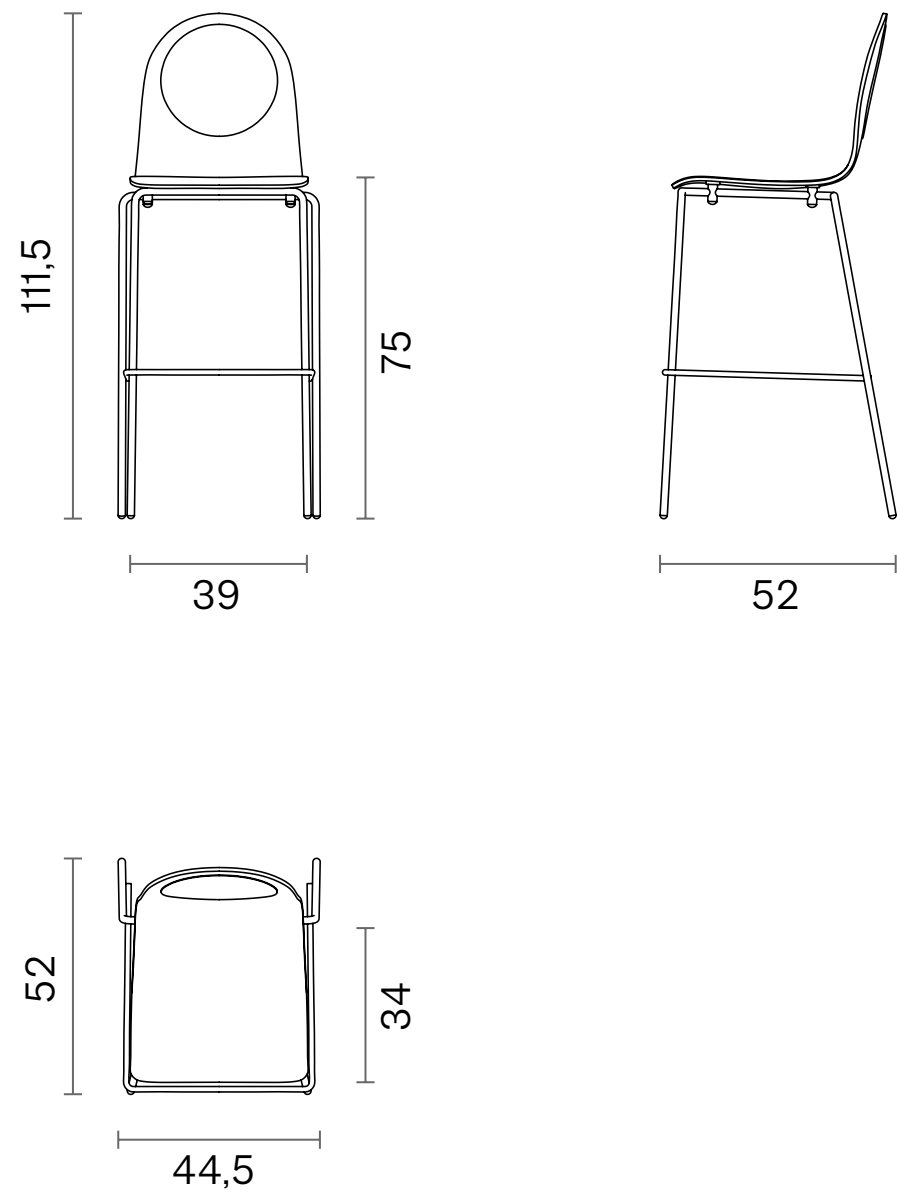
CHAIR W ARM



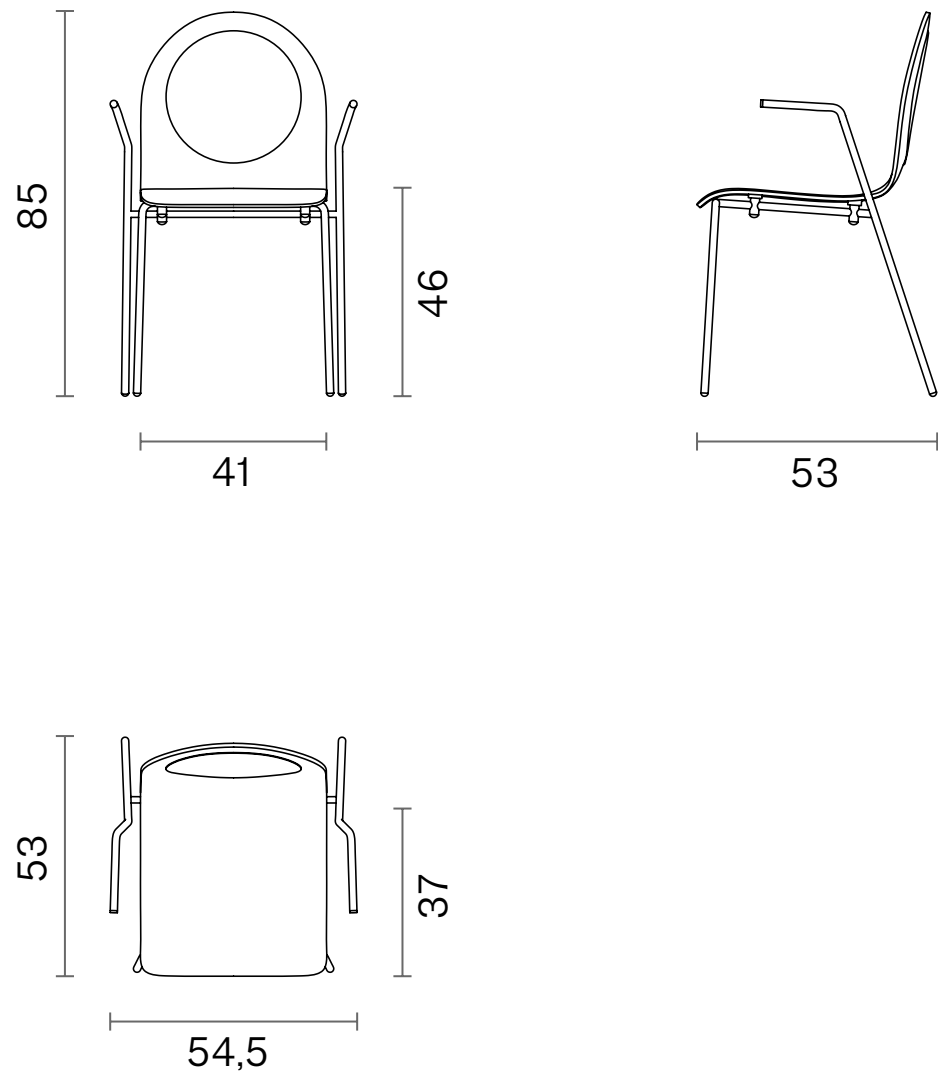
CHAIR WO ARM



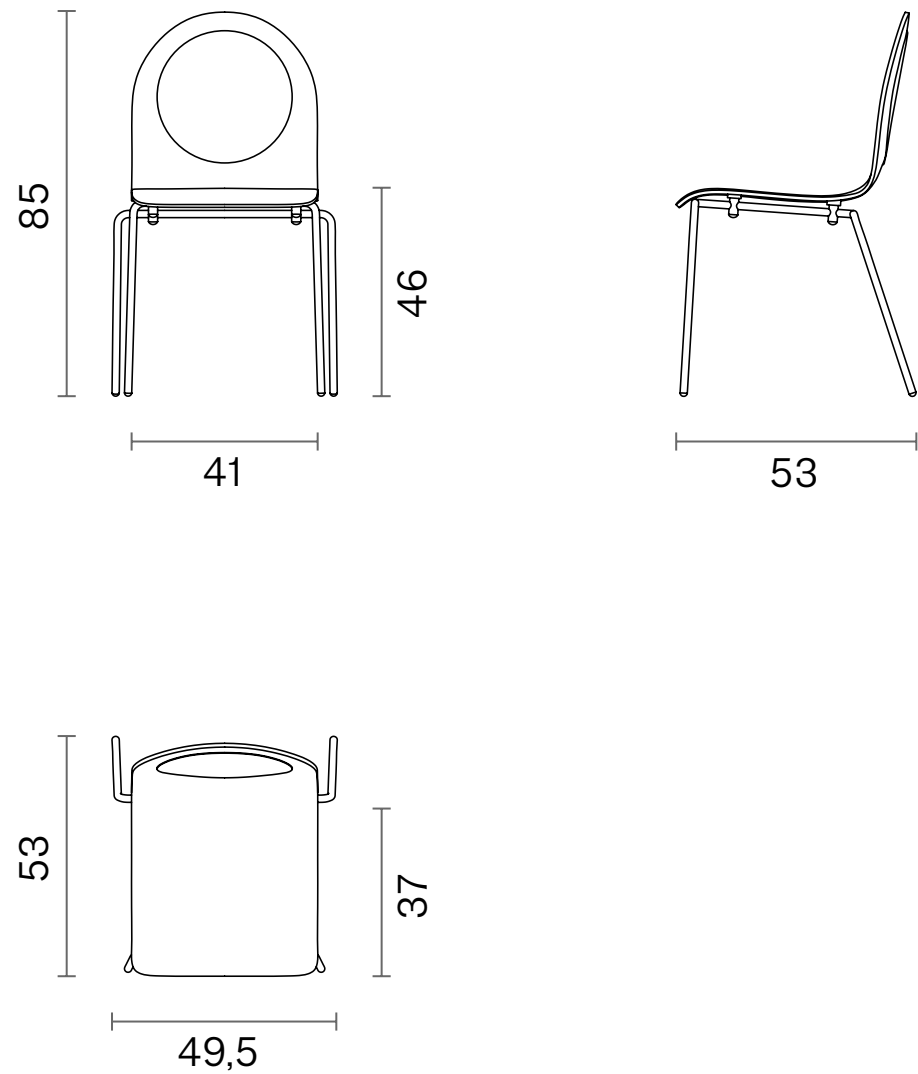
BAR



CHAIR W ARM



CHAIR WO ARM



Downloads

2D dwg, 3ds, 3dsMax, FBX, Rhino, Sketchup files **click and download**

CAD FILES & PHOTOS 

You can run this product with following systems:



Dot

Chair, Bar

Indoor

Technical Specifications

Stackable	4 pieces <small>Long term holding is not recommended for upholstered seat version</small>	
Weight	Chair W Arm Chair WO Arm	5,7 kg 5 kg
Base	Ø16 Mm Metal Tube + Electrostatic Powder Coated	
Seat / Back	10 mm Plywood + HR Foam	
Upholstery	Fabric + Leather	
Warranty	2 years	

CARE AND MAINTENANCE

↓

Care and maintenance instructions & warranty certificate **Click and download.**



Dot

Chair, Bar

Indoor



www.bt.design

Showroom

Istanbul

+90 212 220 42 20
istanbul@bt.design

Ankara

+90 312 241 00 43
ankara@bt.design

Factory

Istanbul

+90 262 751 27 09
fabrika@bt.design

Bulgaria

europe@bt.design

Export

+90 212 220 26 97
export@bt.design